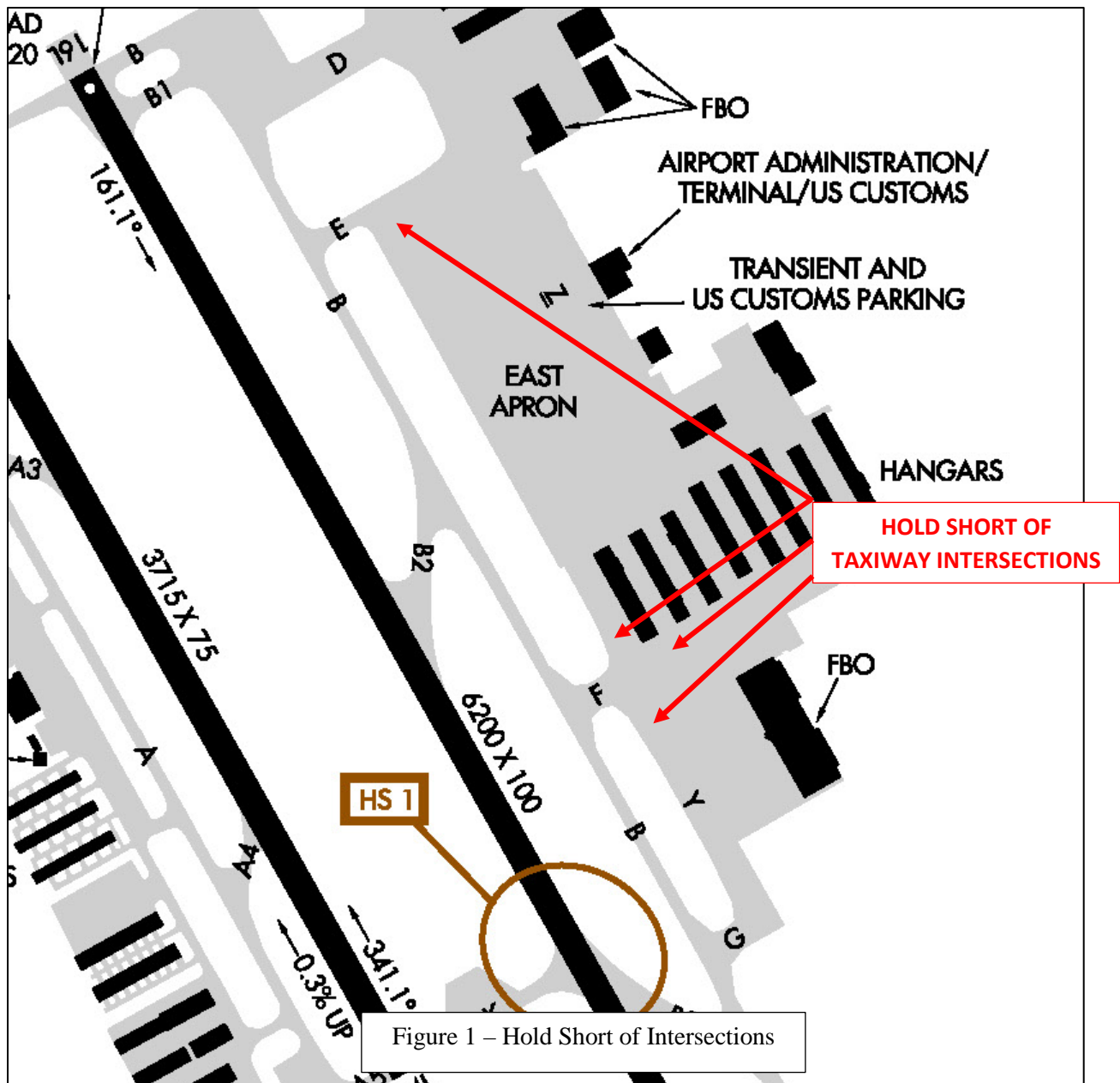


Manassas Regional Airport - Special Taxi Instructions (East Ramp)

These procedures are put in place to help prevent congestion near taxiway intersections and help the ease of flow throughout the airport.

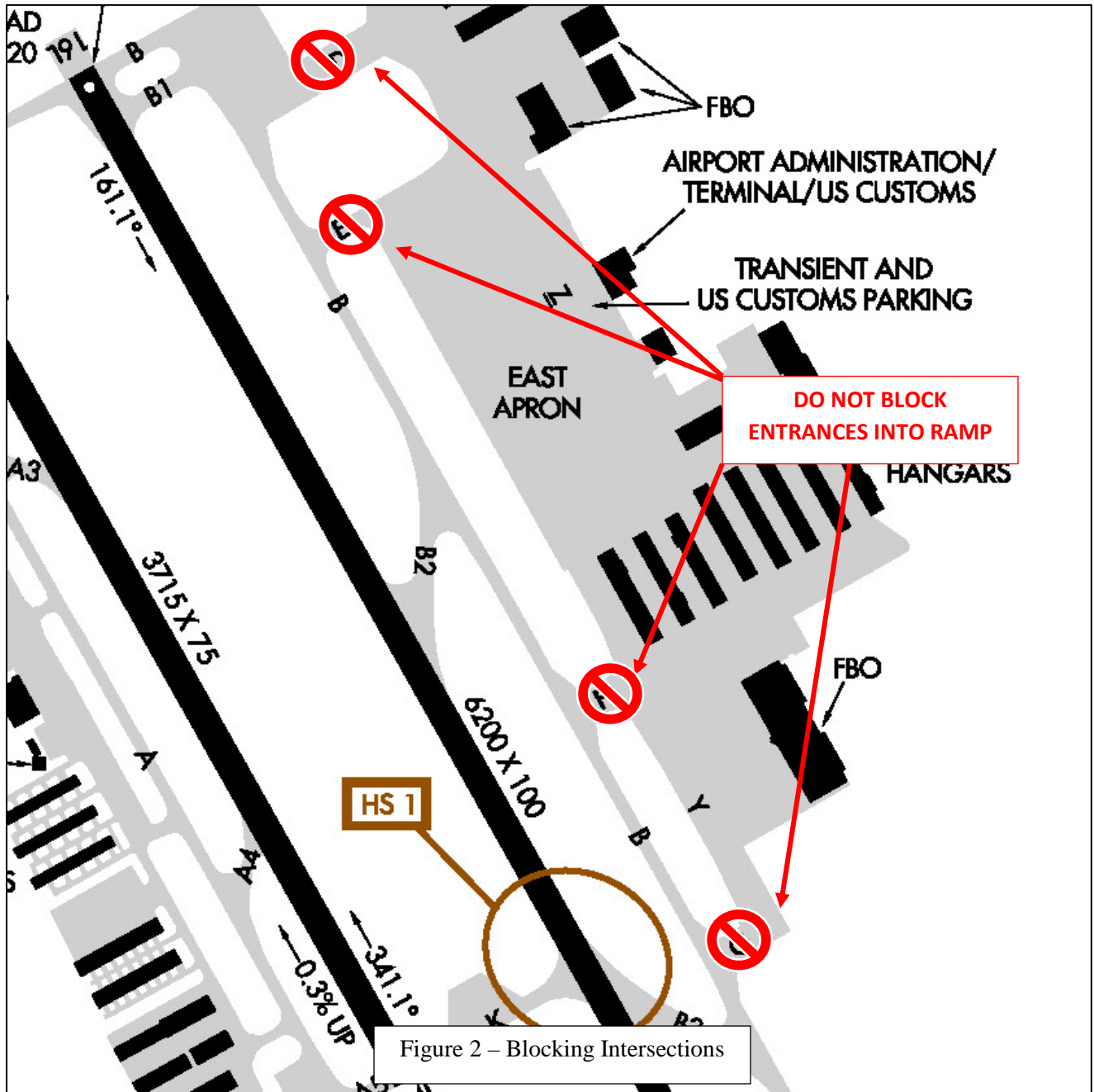
1. Contact Manassas Clearance Delivery frequency for your IFR/VFR or Local Pattern in your assigned tie-down, outside of your hangar, or on a FBO ramp. Do not begin taxi.
2. After reading back clearance, indicate whether you are ready or not ready for taxi.
 - a. If not ready, do not begin taxi.
3. Ready to taxi: Advise Manassas Ground holding short of a taxiway connecting Bravo to the ramp (Example holding short of Taxiway Charlie, Delta, Echo, Foxtrot or Golf) (*Figure 1*).
 - a. If you're at an FBO, advise Manassas Ground what FBO and ready to taxi
 - b. Helicopters will be told to hold short of all movement areas and contact tower.
4. Call Manassas Ground holding short of Taxiway Echo or Foxtrot for additional taxi instructions to the active runway. Do not block entrances into the ramp (*Figure 2*).

NOTE: Ramp areas are considered non-movement and are not under control of Manassas Ground.



Manassas Regional Airport - Special Taxi Instructions (East Ramp)

Continued

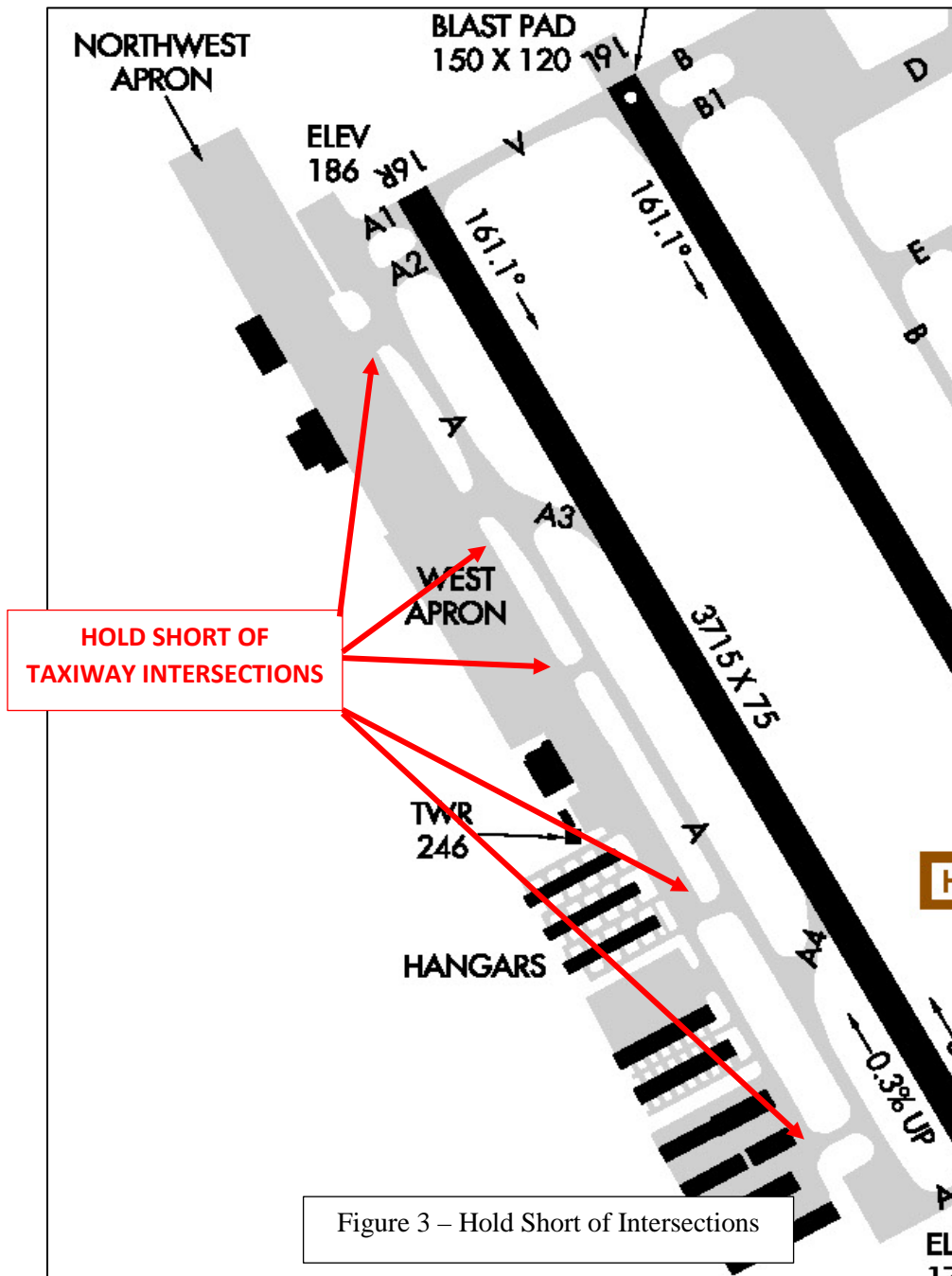


Manassas Regional Airport - Special Taxi Instructions (West Ramp)

These procedures are put in place to help prevent congestion near taxiway intersections and help the ease of flow throughout the airport.

1. Contact Manassas Clearance Delivery frequency for your IFR/VFR or Local Pattern in your assigned tie-down or outside of your hangar. Do not begin taxi.
2. After reading back clearance, indicate whether you are ready or not ready for taxi.
 - a. If not ready, do not begin taxi.
3. Ready to taxi: Advise Manassas Ground holding short of an inlet connecting Taxiway Alpha to the ramp. (*Figure 3*)
 - a. Helicopters will be told to hold short of all movement areas and contact tower.
4. Call Manassas Ground holding short of Taxiway Alpha for additional taxi instructions to the active runway. Do not block entrances into ramp (*Figure 4*).

Note: Ramp areas are considered non-movement and are not under control of Manassas Ground.



Manassas Regional Airport - Special Taxi Instructions (West Ramp)

Continued

