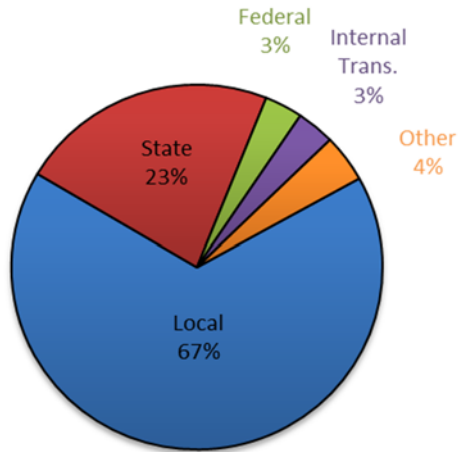
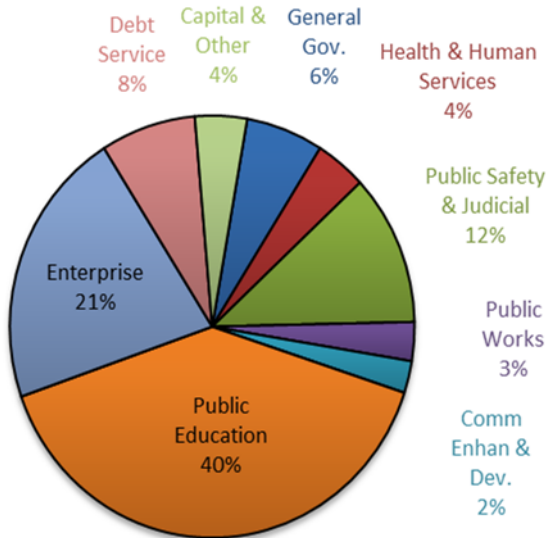


Where the money comes from...



General Property Taxes	\$92,427,200
Other Taxes	\$21,141,000
Other Local Revenue	\$94,616,920

Where the money goes...



Manassas City Public Schools' budget includes a \$58,850,210 transfer from the General Fund.

Budget by Fund

Fund	FY 2021	% Inc (Dec)
General Fund	\$ 123,053,830	2.4%
Social Services	6,981,790	6.0%
Fire and Rescue	11,730,000	(16.3%)
Debt Service	11,132,360	1.5%
Sewer	17,712,240	0.3%
Water	14,961,620	23.9%
Electric	43,488,290	(4.6%)
Stormwater	6,798,000	328%
Airport	3,555,560	5.3%
Solid Waste	3,586,550	2.5%
Internal Svcs	9,545,550	4.6%
Other Funds	523,000	40%
School Funds	124,203,470	2.3%
TOTAL	\$ 377,272,260	3.1%

Capital Expenditures

Category	FY 2021	Five-Year CIP
General Government	\$ 270,000	\$ 1,910,000
Culture & Recreation	7,500,000	7,535,000
Public Safety	22,500,000	22,500,000
Transportation	16,829,000	19,273,000
Water/Sewer/Electric	6,105,000	21,050,000
Stormwater	4,911,000	12,157,000
Airport	1,850,000	15,080,000
Schools	3,557,000	17,747,000
Maintenance Capital	5,276,000	N/A
Street Paving	1,300,000	N/A
Vehicles & Equipment	1,798,600	N/A
Virginia Railway Exp	320,000	N/A
TOTAL	\$ 72,216,600	\$117,252,000



FY 2021 Adopted Budget June 8, 2020

Manassas City Council

Harry J. Parrish II, Mayor

Ralph J. Smith

Michelle Davis-Younger

Theresa Coates-Ellis

Ian Lovejoy

Pamela J. Sebesky

Mark D. Wolfe

City Manager

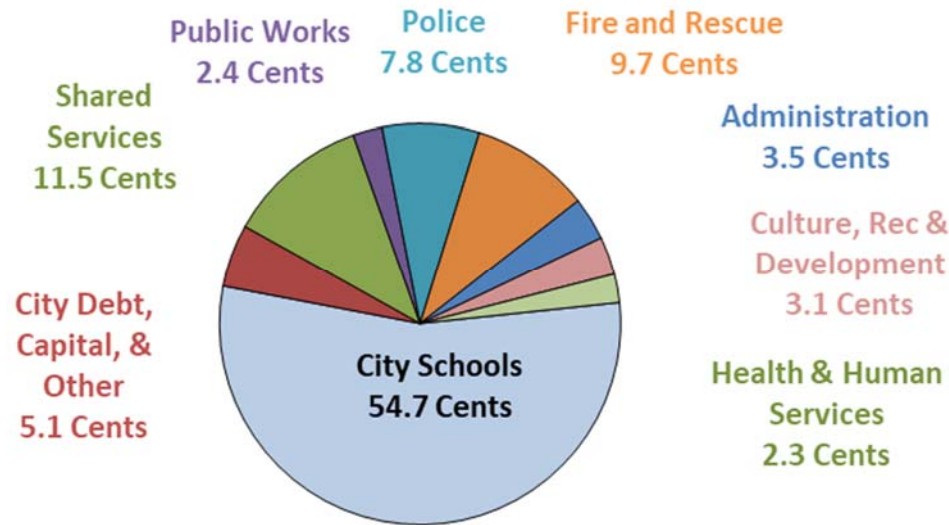
W. Patrick Pate



To View the City's Complete Budget Documents, visit

www.manassascity.org/budget

How \$1.00 of Your Taxes is Spent....



Real Estate Taxes and Assessments

Residential assessments increased 5.70% and non-residential assessments increased 8.64%.

The average commercial tax bill for 2021 is \$22,056, an increase of 6.56%.

The average residential assessment is \$305,878.

	Tax Rate	Avg. Res. Bill	% Change from 2018
General	\$1.263	\$ 3,863	3.76%
Fire/Rescue	\$0.197	\$ 603	5.40%
Combined	\$1.460	\$ 4,466	3.98%

1 Cent of the Tax Rate ≈ \$520,000

Utility Rates & Monthly Utility Bill

Sewer...3.0%	Water...5.0%	Electric...0.0%
Sewer.....\$0.65	Water.....\$1.20	
Electric PSA...(\$6.64)	Stormwater*...\$1.00	

**Rates Listed Below*

Linking the Budget to the City Council Strategic Plan

COUNCIL'S VISION

We will be a community that takes pride in our authentic history, livable neighborhoods, quality schools, healthy economy and outstanding quality of life.



- Financial Planning for Upcoming Capital Projects
- Continued Maintenance & Improvement of Roads
- Infrastructure for MICRON Expansion
- The Landing at Cannon Branch Project
- Façade/Landscape Improvement Grants
- \$58,850,210 in Funding for MCPS
- Commercial Corridor Streetscape Project
- Adoption of 2040 Comprehensive Plan
- New Public Safety Facility & Fire Rescue Station
- Jennie Dean Memorial, Annaburg Manor Master Plan
- Utility Billing System Implementation

Other Tax Rate & Fee Changes

Rate/Fee	FY 2020	FY 2021
Owens Brooke Tax	\$0.115	\$0.109
Personal Property Taxes		
• Tangible	\$3.600	\$3.600
• Business	\$3.600	\$3.600
• Machinery & Tool	\$2.100	\$2.100
• Semiconductor	\$0.910	\$0.905
Stormwater		
• Single Family	\$5.35/month	\$6.35/month
• Townhome/Mobile	\$3.42/month	\$4.06/month
• Condo/Apartment	\$2.68/month	\$3.18/month
• Non-Residential (per 2,480 sq. ft.)	\$5.35/month	\$6.35/month