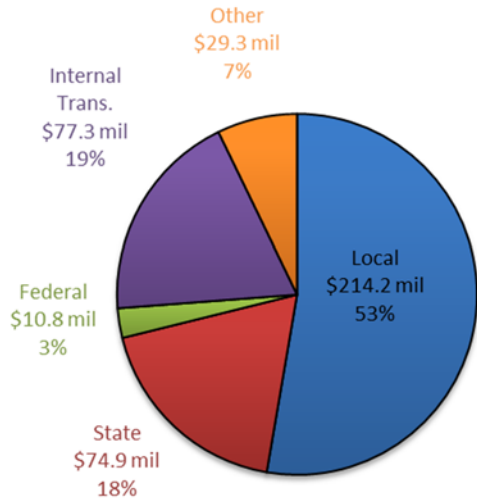
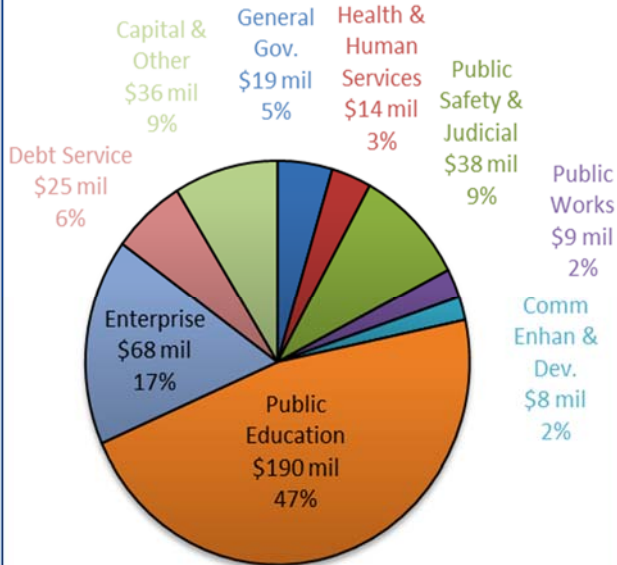


Where the money comes from...



General Property Taxes	\$96,472,890
Other Taxes	\$22,025,000
Other Local Revenue	\$95,741,850

Where the money goes...



The General Fund includes \$61,361,610 for Public Education which is a 4% or \$2,511,400 increase over the prior year.

Budget by Fund

Fund	FY 2022	% Inc (Dec)
General Fund	\$ 127,197,820	3.4%
Social Services	7,621,630	9.2%
Fire and Rescue	13,150,690	12.1%
Debt Service	11,491,710	3.2%
Sewer	21,017,280	18.7%
Water	26,859,530	79.5%
Electric	41,921,280	(3.6%)
Stormwater	3,071,000	(54.8%)
Airport	4,970,100	39.8%
Solid Waste	3,693,350	3.0%
Internal Svcs	9,971,190	4.5%
Other Funds	223,000	(88.2%)
School Funds	135,314,144	8.9%
TOTAL	\$ 406,502,724	7.7%

Capital Expenditures

Category	FY 2022	Five-Year CIP
General Government	\$ -	\$ 374,000
Culture & Recreation	675,000	1,360,000
Public Safety	-	-
Transportation	4,018,000	16,068,000
Water/Sewer/Electric	60,925,000	65,575,000
Stormwater	696,000	5,500,000
Airport	3,950,000	15,245,000
Schools	5,190,000	77,187,000
Maintenance Capital	5,216,000	N/A
Street Paving	1,300,000	N/A
Vehicles & Equipment	2,667,800	N/A
Virginia Railway Exp	320,000	N/A
TOTAL	\$ 84,957,800	\$181,309,000



FY 2022 Adopted Budget May 10, 2021

Manassas City Council

Michelle Davis-Younger, Mayor

Ralph J. Smith

David Farajollahi

Theresa Coates-Ellis

Tom Osina

Pamela J. Sebesky

Mark D. Wolfe

City Manager

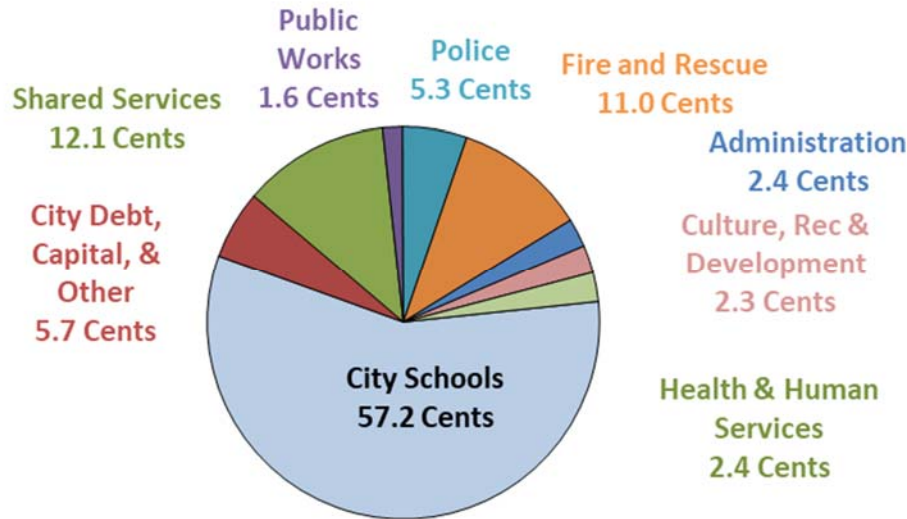
W. Patrick Pate



To View the City's Complete Budget Documents, visit

www.manassascity.org/budget

How \$1.00 of Your Taxes is Spent....



Real Estate Taxes and Assessments

Residential assessments increased 7.15% and non-residential assessments increased 1.35%.

The average commercial tax bill for 2022 is \$21,878, a decrease of 0.81%.

The average residential assessment is \$324,778.

	Tax Rate	Avg. Res. Bill	% Change from 2021
General	\$1.222	\$ 3,969	2.73%
Fire/Rescue	\$0.207	\$ 672	11.57%
Combined	\$1.429	\$ 4,641	3.92%

1 Cent of the Tax Rate ≈ \$550,000

Utility Rates & Monthly Utility Bill

Sewer...3.5% Water...5.0% Electric...0.0%

Sewer.....\$0.80 Water.....\$1.23

Electric PCA...\$2.90 Stormwater*...\$1.50

**Rates Listed Below*

Linking the Budget to the City Council Strategic Plan

COUNCIL'S VISION

We will be a community that takes pride in our authentic history, livable neighborhoods, quality schools, healthy economy and outstanding quality of life.



- Completion of Dean Park Master Plan
- South Grant Streetscape Project
- Pandemic-related Financial Assistance for Local Businesses
- Infrastructure for MICRON Expansion
- The Landing at Cannon Branch Project
- \$61,361,610 in Funding for MCPS
- Completion of Route 28 Corridor Improvements at Liberia Ave
- Continued Maintenance and Improvements of Roads and Trails
- Completion of Fire & Rescue Station #21
- Construction of Public Safety Facility
- Achievement and Maintenance of AAA Bond Rating

Other Tax Rate & Fee Changes

Rate/Fee	FY 2021	FY 2022
Owens Brooke Tax	\$0.109	\$0.101
Personal Property Taxes		
• Tangible	\$3.600	\$3.600
• Business	\$3.600	\$3.600
• Machinery & Tool	\$2.100	\$2.100
• Semiconductor	\$0.905	\$0.891
Stormwater		
• Single Family	\$6.35/month	\$7.85/month
• Townhome/Mobile	\$4.06/month	\$5.02/month
• Condo/Apartment	\$3.18/month	\$3.93/month
• Non-Residential (per 2,480 sq. ft.)	\$6.35/month	\$7.85/month